


- Type your new password in both boxes, and then click “Save Password.”

Enter Password  Confirm Password

- After saving your password, you will be redirected to the myBHC sign in page.
- Enter your full email address, then click next.

 **Sign in**

- Enter the password that was set, then click “Next” again.
- On the “Welcome to Duo Security” screen, click “Next.”
- Choose the “Duo Mobile” option.

 **Duo Mobile** Recommended

Get a notification or code on your device

---

 **Phone number**

Get a text message or phone call

- Enter your phone number and then press “Continue.”

**Problems?**  
Contact the ITS Help Desk at  
**309-796-5555 or 5555@bhc.edu.**

**Quad-Cities Campus**


Advising .....	309-796-5100
Bookstore (Hawk’s Hub).....	309-796-5500
Campus Police .....	309-796-5913
Disability Resources & Access .....	309-796-5900
Enrollment Services.....	309-796-5300
Financial Aid .....	309-796-5400
General Information.....	309-796-5000
myBHC help .....	309-796-5555
Placement Testing .....	309-796-5352
Testing Center .....	309-796-5170

**East Campus**

Advising .....	309-854-1709
Bookstore .....	309-854-1716
Campus Police .....	309-856-1784
Disability Resources & Access .....	309-854-1713
Enrollment Services.....	309-854-1707
Financial Aid .....	309-854-1708
General Information.....	309-854-1700
myBHC help .....	309-796-5555
Placement Testing .....	309-854-1709
Testing Center .....	309-854-1732

No person in the United States shall, on the basis of sex, be excluded from participation in, be denied the benefits of, or be subjected to discrimination under any education program or activity receiving Federal financial assistance. Legal citation: Title IX of the Education Amendments of 1972, and its implementing regulation at 34 C.F.R. Part 106 (Title IX). Students should direct inquiries to Title IX Coordinator Jana Koch, Black Hawk College, Building 1, Room 377, 6600 34th Ave., Moline, IL 61265. Phone 309-796-5177 or email kochj@bhc.edu. Faculty and staff should direct inquiries to the Deputy Title IX Coordinator at Black Hawk College, Building 1, Human Resources, 6600 34th Ave., Moline, IL 61265, phone 309-796-5222 or email HR@bhc.edu.

If you need accommodations, contact Disability Resources & Access at 309-796-5900 or accessq@bhc.edu at least 5 business days in advance. 31000KM02/25

  
**Black Hawk College**


**Guide to myBHC.bhc.edu**




**Log into myBHC.bhc.edu**

- On your laptop or desktop computer, navigate to http://myBHC.bhc.edu in your web browser.
- Select “Student & Employee Login.”

Please select a profile

 **Black Hawk College**

- Use the “First-time Student click here for login.” option.

 **Sign in**

Email, phone, or Skype

[Student login help click here](#)

Employees, please contact the ITS Help Desk at 309-796-5555 or at 5555@bhc.edu to gain access to your account.

- Enter in the following:
  - Username (XXXX@student.bhc.edu)
  - BHC ID# (900#)
  - Last name
  - Date of birth
- Click “Proceed to Policy Acceptance and Reset Password.”
- Click both policies to accept them.

Country code Phone number

+1 309-867-5309

Example: "201-555-5555"

Continue

- Confirm that your number is correct, then press "Yes, it's correct."
- Click "Send me a passcode."

### Confirm ownership

(309) 867-5309

Send me a passcode

- Enter the passcode that was sent to your device, then click "Verify."

-----

Verify

- Download the Duo mobile app on your cell phone.
  - Navigate to the App Store/Play Store and search for "Duo mobile."
  - Duo icon:



- Once the app is downloaded, click "Next."
- In the Duo mobile app, select the option to "Scan a QR code."
- Scan the QR code that appears on your laptop or computer screen to add your account to Duo mobile.

### Scan this code in Duo Mobile

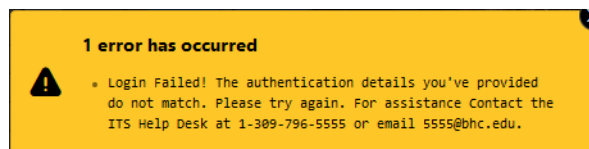
In the app, select Use QR code to scan.



- On the confirmation window, click on the "Continue" button.
- Once the setup is complete, click on the "Log in with Duo" button.
- You are now set up to use myBHC.

### myBHC password reset help

#### What does this error message mean?



This means that one of the entries on the password reset form was entered incorrectly.

#### How to fix this error:

- Use your full @student.bhc.edu email address.
- Use the "Calendar button" to set your Date of Birth.
- Ensure there are no spaces after your entries.

## To access BHC computers/Wi-Fi, you must sign into myBHC first.

### How do I log in to BHC computers?

- To log in to Black Hawk College computers, use the same credentials that you use to access myBHC
  - In the "Username" field on the computers, enter in your full email address and the same password you use for myBHC.

### How do I make changes to my Duo devices?

- Visit <https://bhc-dmp.bhc.edu>
  - Log in with your myBHC credentials.
  - After logging in, you will be able to activate new Duo and delete old ones.

### How do I change my password once logged in?

- Once logged in to myBHC, click the "BHC password reset" tile.
- After clicking on this tile, you will be redirected to a password reset box where you can set up a new password.

## How do I access the bhc-student Wi-Fi?

### Macbook & Windows

- Open your System Settings or Settings app.
  - On a Mac, navigate to Wi-Fi.
  - On Windows, navigate to Network & internet.
- Select "bhc-student" from the list of Wi-Fi networks.
- Log in with your myBHC **username** and password.
  - Your username is everything before the @symbol in your email.

### Chromebook

- Select "bhc-student" from the list of Wi-Fi networks.
- Log in using your myBHC **email address** and password with the following configuration:
  - SSID: bhc-student
  - EAP Method: PEAP
  - Phase 2 Authentication: MSCHAPv2
  - Server CA certificate: Default
  - Subject match: bhc.edu
  - Subject alternative name Match: Empty
  - User certificate: None installed
  - Identity: myBHC email address
  - Password: myBHC password
  - Anonymous identity: Empty
  - Domain suffix match: bhc.edu